



TBC CAPITAL

RESIDENTIAL REAL ESTATE IN TBILISI

JUNE 2025
Monthly Watch

Irina Kvakhadze
Senior Vice President

Salome Deisadze
Senior Associate

Revaz Maisuradze
Senior Analyst

Tinatin Tutberidze
Junior Analyst

RESIDENTIAL REAL ESTATE IN TBILISI

June 2025 vs June 2024

+11%



3,236

Number of transactions

+8%



1,269\$

Average asking sale price per SQM

-11%



10.4\$

Average asking rent price per SQM

Transactions, price and yield

In June 2025, the **number of transactions** on Tbilisi residential real estate market amounted to 3,236, marking an 11% annual increase (-2% MoM), which is mostly due to low base effect.

During the same period, the asking **sale price** reached \$1,269, posting an 8% positive annual growth (+0.2% MoM). In June 2025, **market size** amounted to \$264 mln, which is 19% higher compared to the same period of the previous year (-4% MoM).

The **rent price** decreased by 11% annually, amounting \$10.4. As for the **rental yield**, it reduced by 1.7 percentage points compared to June 2024, standing at 8.7%.

In terms of potential new supply on the market, in 6M 2025 construction permits were issued for a total of 697 thousand sqm of residential area, exceeding the last year figure by 17%. (Annex, page 8)

Figure 1. Number of sold properties ('000 units)

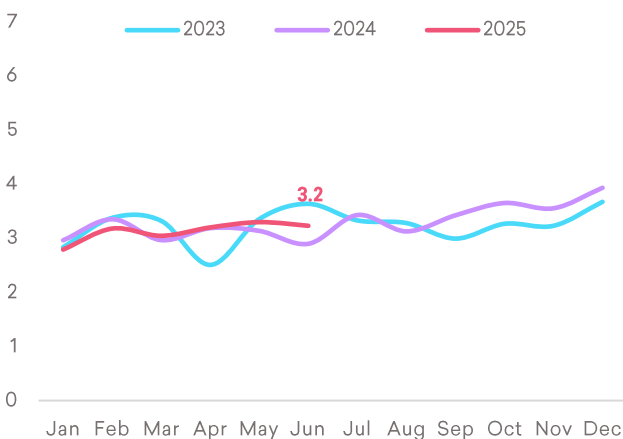


Figure 2. Average asking sale price (\$/SQM)

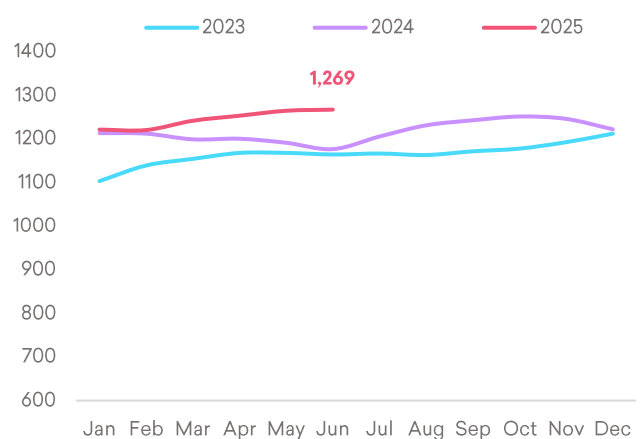


Figure 3. Average asking rent price (\$/SQM)

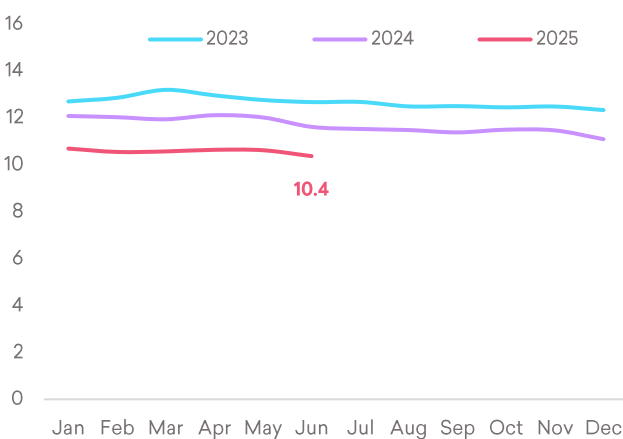
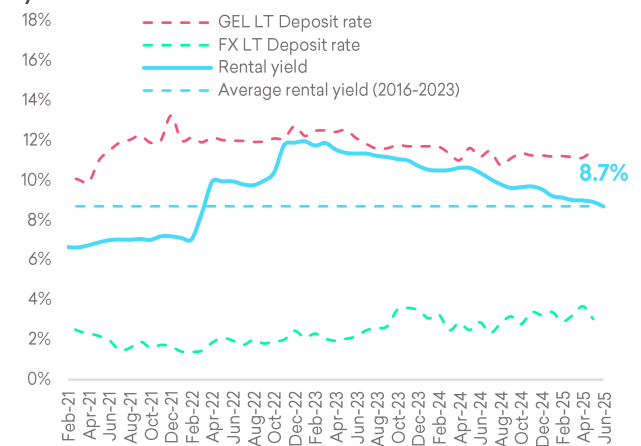


Figure 4. Rental yield and deposit rate dynamics



Source: NAPR, NBG, TBC Capital

Note: changes in sale and rent prices are calculated using NBG data, while absolute values are based on myhome data

New vs old apartments

In June 2025, the number of **new** apartments sold amounted to 680, marking a 10% annual increase. As for **old** apartments, the number of transactions reached 2,556, which represents positive 12% annual growth. The share of new apartments in total sales grew relative to several previous months' dynamics and stood at 21%.

The proportion of apartments with size between 50-75 sqm accounted for 44% of total sales, remaining as the largest category of sold properties. Whereas the flats above 125 sqm hold the smallest, 4%, share.

In June 2025, apartments priced above 900 \$/sqm accounts for the noticeably larger share of total sales compared to the same period of the previous year. Whereas the share of flats priced below 900 \$/sqm in total sales decreased by 14 percentage points annually. The high-priced apartments (>1500 \$/sqm) represent 28% of total property sales, showing a 6 percentage point annual increase.

Figure 5. Number of sold properties, New vs Old ('000 units)

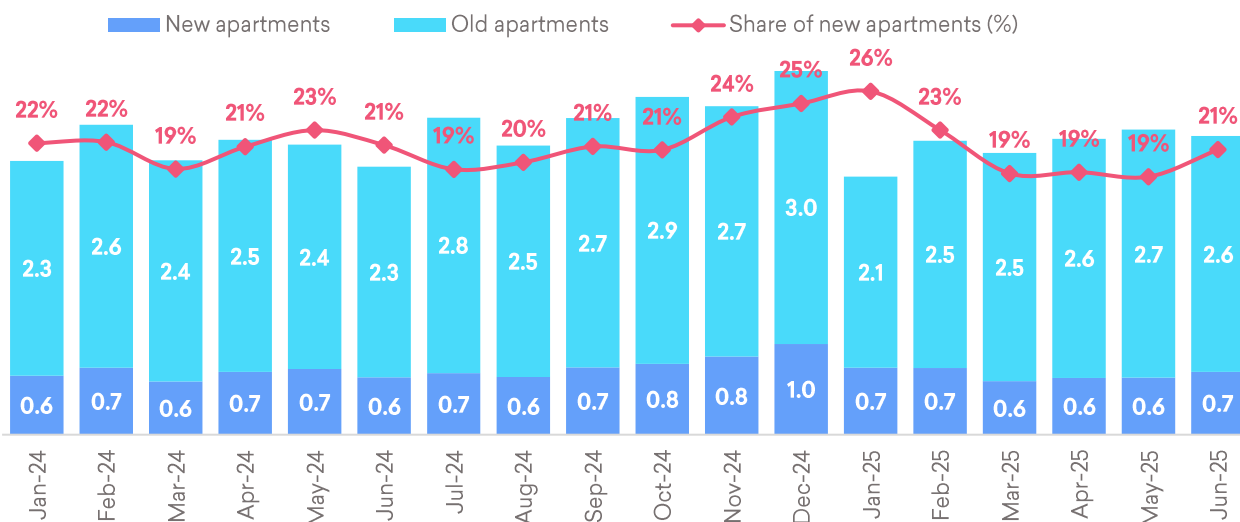


Figure 6. Distribution of sold properties by size (SQM), Tbilisi

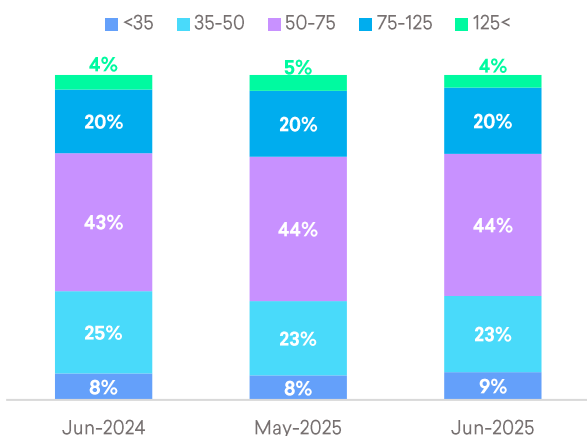
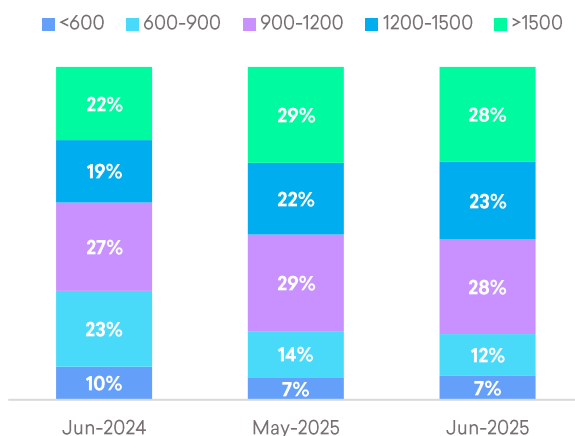


Figure 7. Distribution of sold properties by price categories (\$/SQM), Tbilisi



Source: NAPR, TBC Capital

Note I: "New" means a residential property with sale date within 3 years after construction permit issuance

Note II: NAPR sale prices adjusted using myhome data

Tbilisi districts

In June 2025, Didi Dighomi and Saburtalo recorded the highest number of sales among Tbilisi districts. It seems that demand increased in Krtsanisi considerably, with sales more than doubling relative to June 2024. On the other hand, Didube showed significant year-over-year reduction in the number of properties sold.

In the same period, the average sale price per sqm was higher relative to June 2024 in the majority of districts. The highest average sale prices were recorded in Vake and Mtatsminda, both around \$1900 per sqm.

Figure 8. Number of sold properties and YoY change (%), June 2025

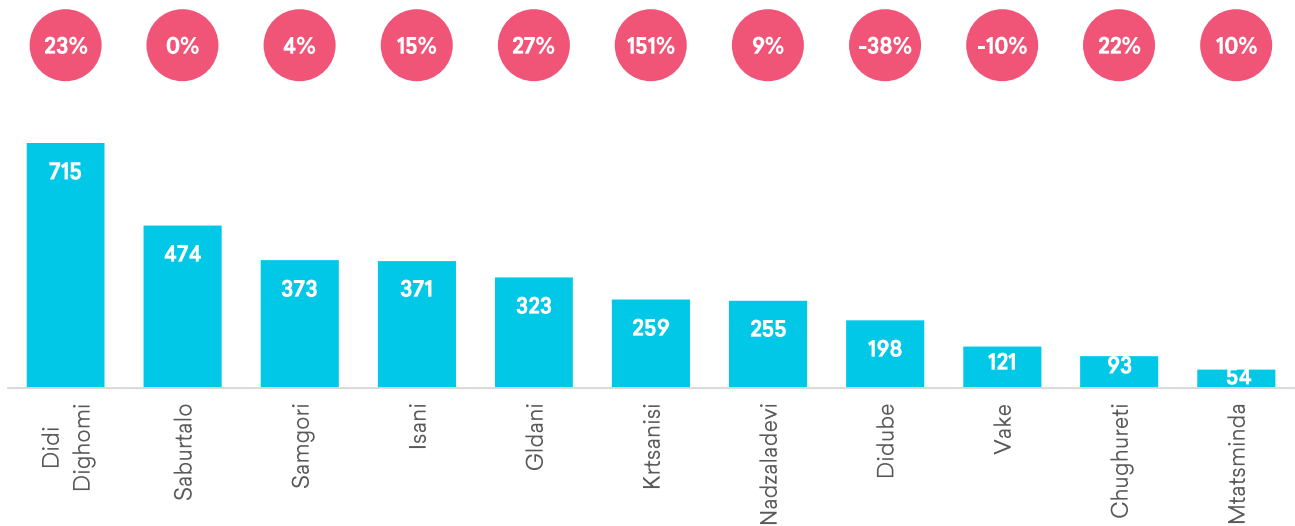
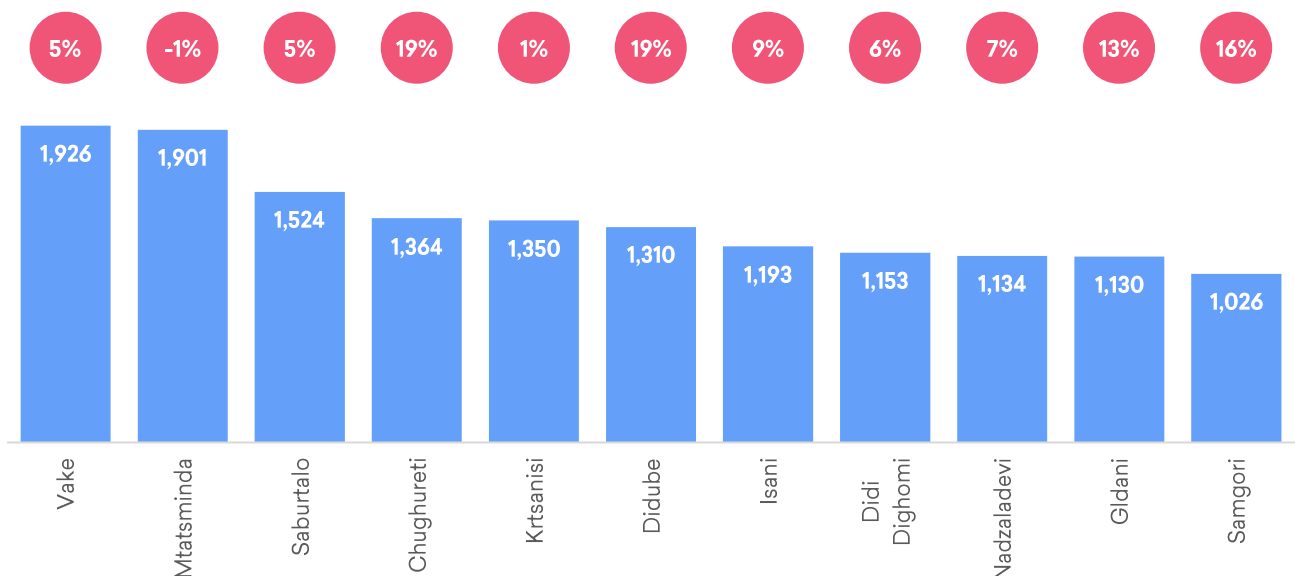


Figure 9. Weighted average sale price (\$/SQM) and YoY change (%), secondary market, June 2025

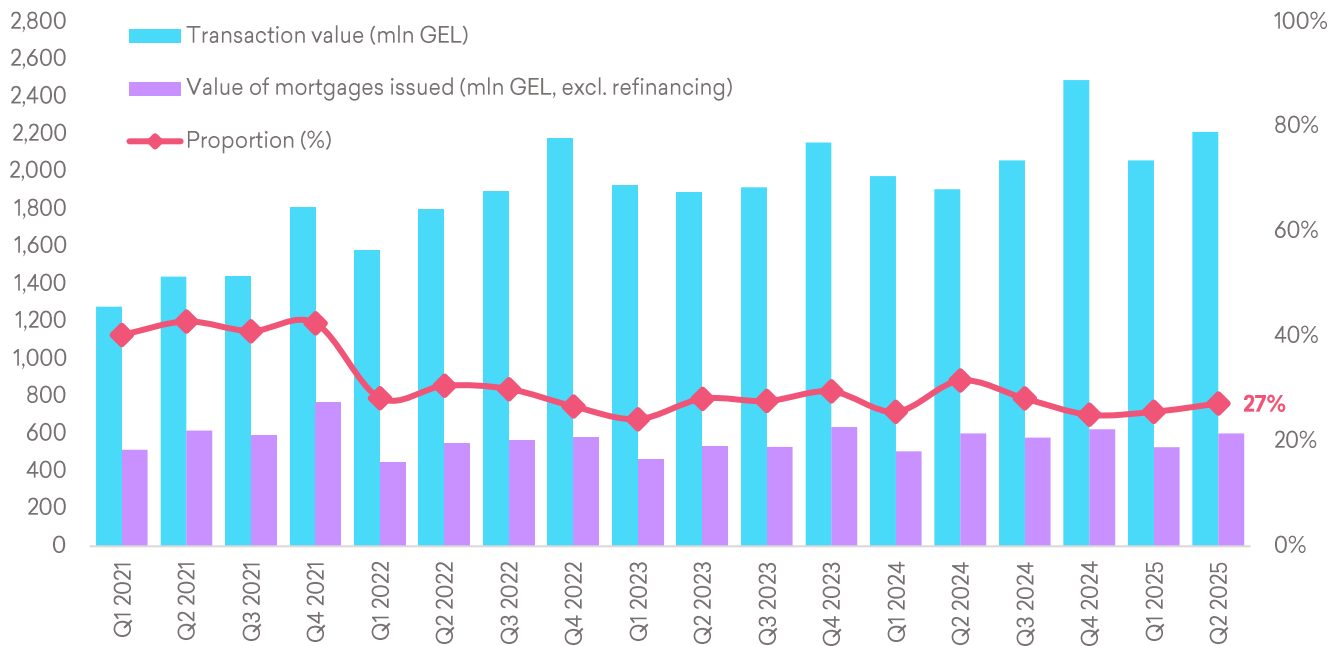


Source: NAPR, TBC Capital

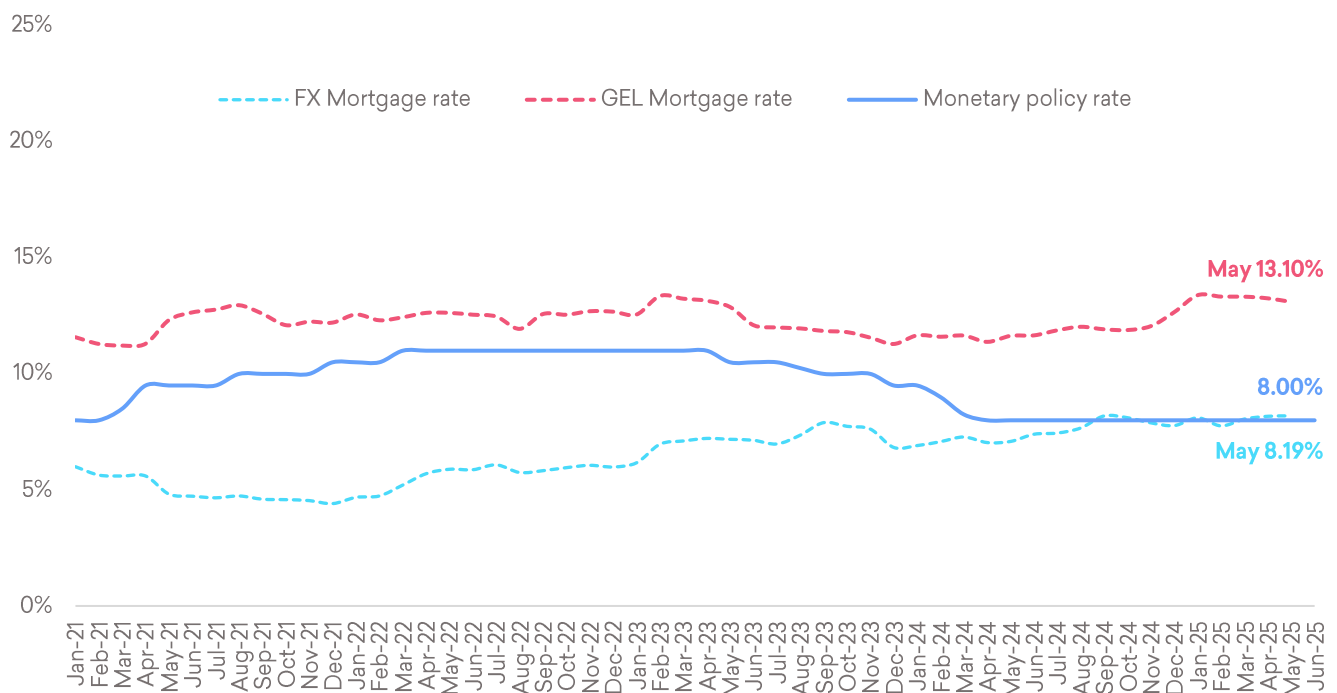
Note: change in sale price is calculated using NAPR data, while absolute values are adjusted by myhome data

Annex: Mortgage

A1. Value of issued mortgages to transaction value, Tbilisi



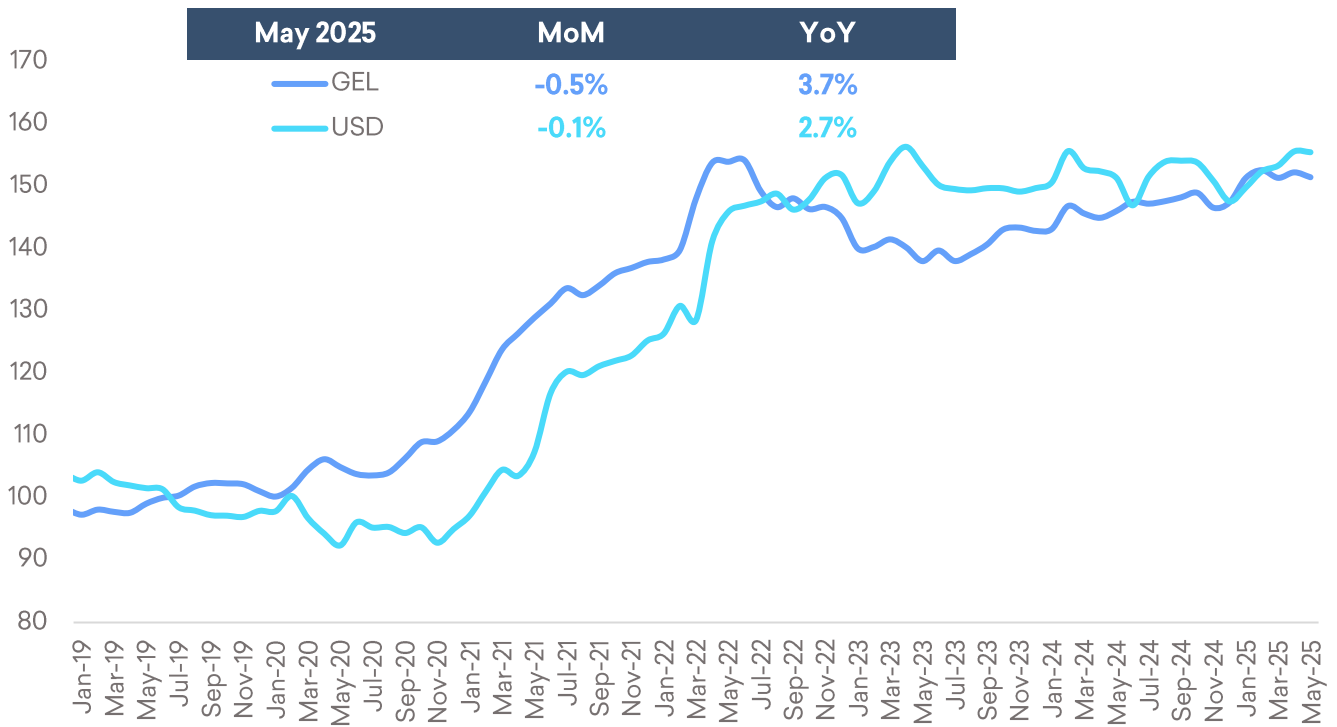
A2. Mortgage rate dynamics in Georgia



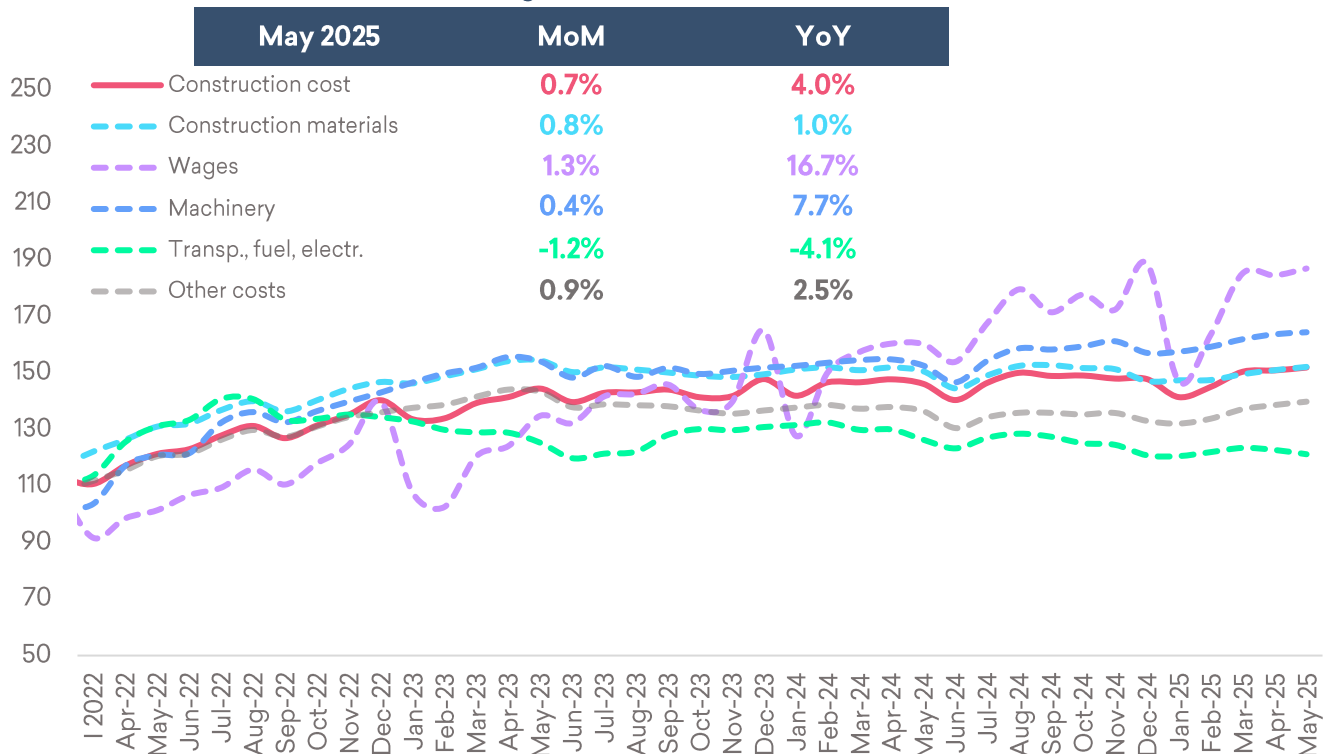
Source: NAPR, NBG, TBC Capital

Annex: Construction costs

A3. Prices of material inputs to construction industries, Indices (2019 average = 100)



A4. Construction cost index (2019 average = 100, \$)

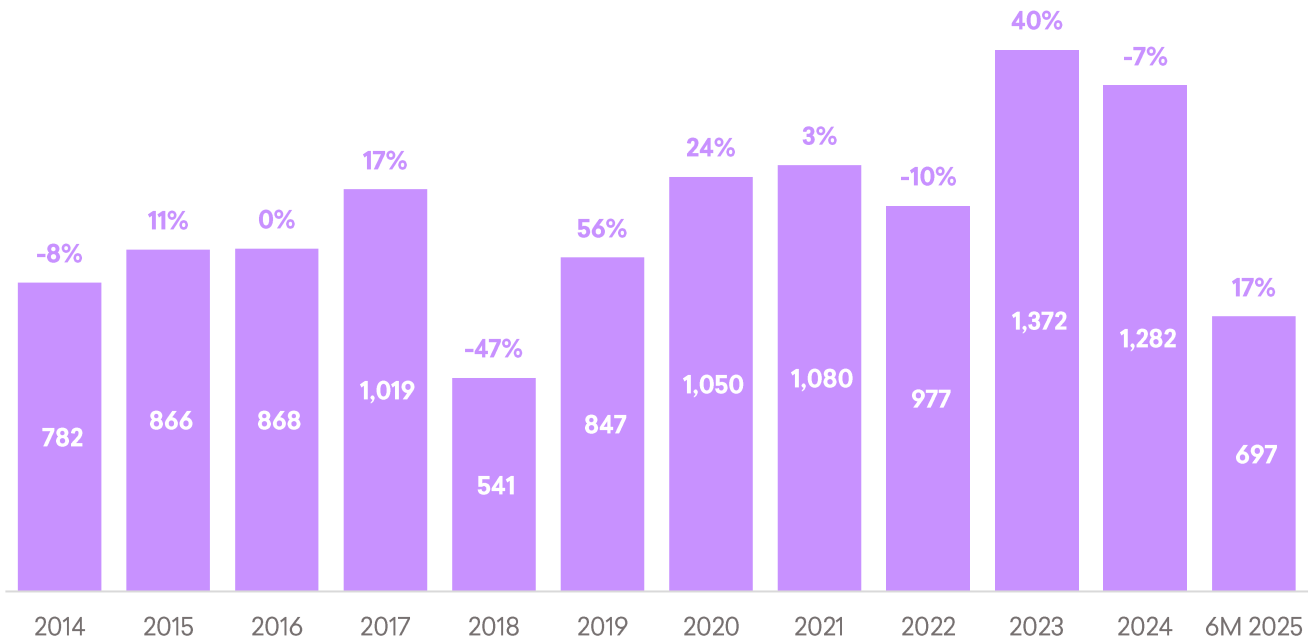


Source: Geostat, TBC Capital

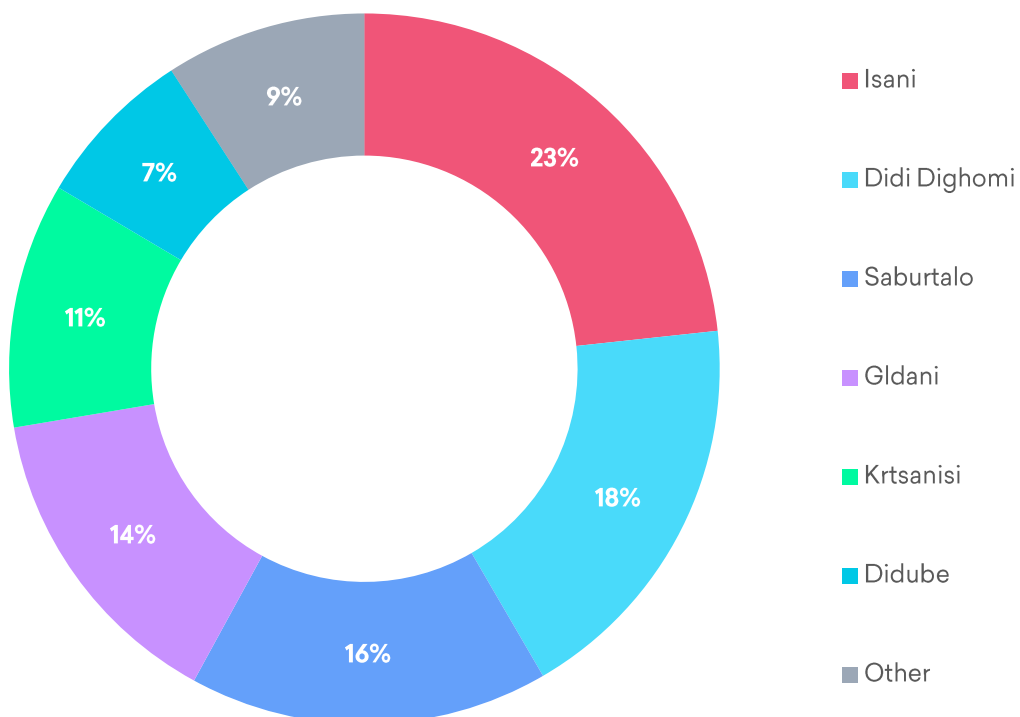
Note: Q1 2022 data is used for YoY change figures in construction cost index

Annex: Construction permits

A5. Construction permits issued in Tbilisi ('000 SQM) and YoY change (%)



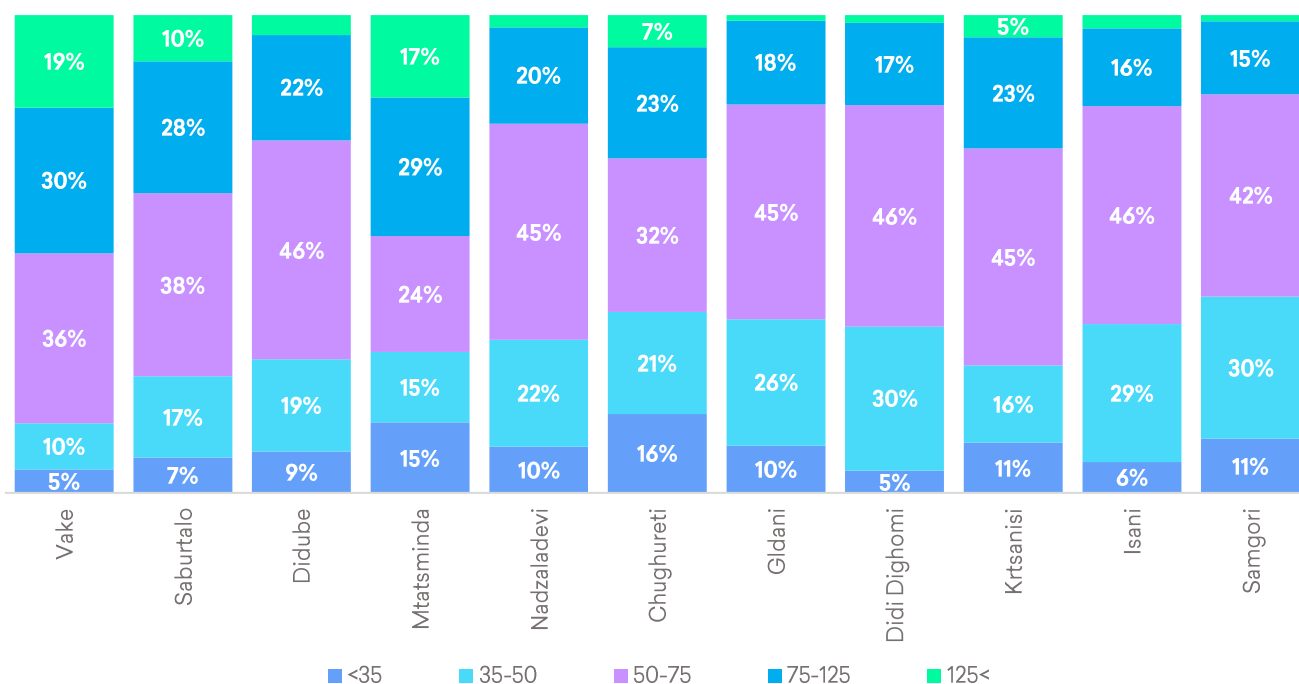
A6. Distribution of construction permits (SQM) by district (%), 2025



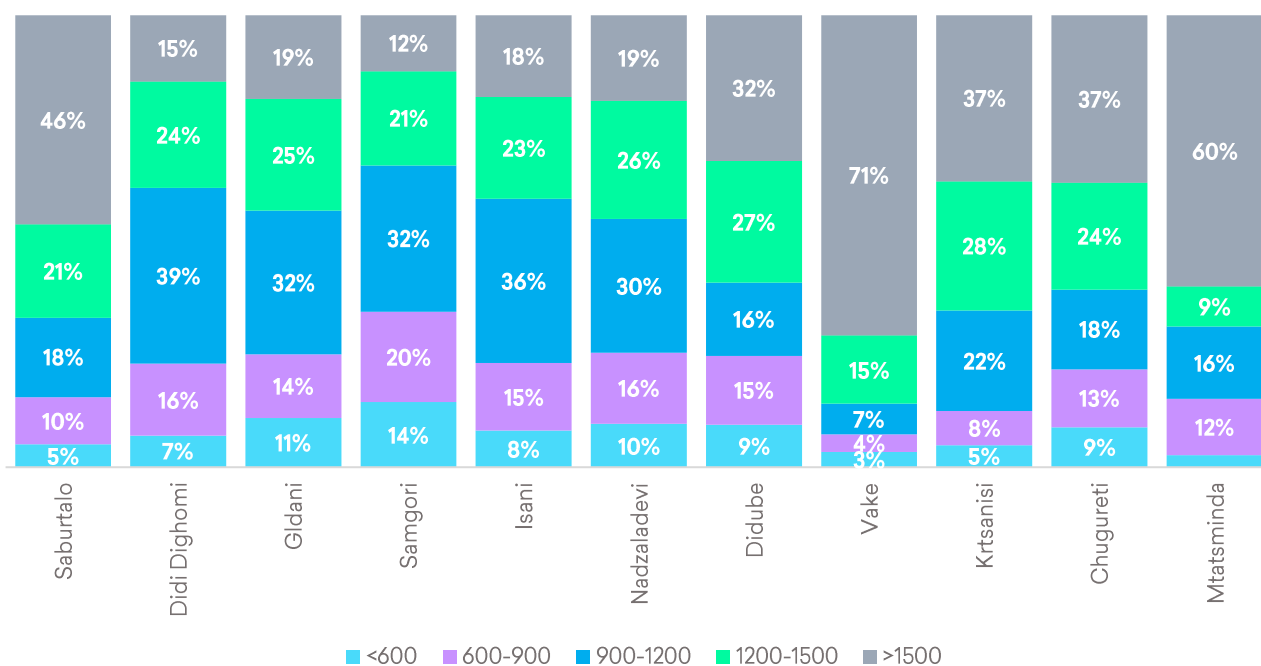
Source: TAS, TBC Capital
 Note: residential area in class III and IV multi-apartment and multifunctional buildings

Annex: Tbilisi districts

A7. Distribution of transactions by size (SQM) and districts, 2025



A8. Distribution of transactions by price categories (\$/SQM) and districts, 2025



Source: NAPR, TBC Capital

Legal Notice

This publication (the “Publication”) has been prepared and distributed by TBC Capital LLC (“TBC Capital”) member of TBC Bank Group PLC (“Group”) for informational purposes only and independently of the respective companies mentioned herein.

TBC Capital is operating and performing its professional services on the territory of Georgia and is duly authorized to prepare and distribute this Publication on the territory of Georgia.

Nothing in this Publication shall constitute an offer or invitation to treat to solicit buying or selling or subscribing any assets and/ or securities and nothing herein shall form the basis of any contract or commitment whatsoever or shall be considered as a recommendation to take any such actions.

Since distribution of this Publication may be restricted by law in certain jurisdictions, persons into whose possession this Publication comes are required by TBC Capital to inform themselves about and to observe any and all restrictions applicable to them.

As this Publication is not directed to or intended for distribution, directly or indirectly, to or use by any person or entity in any jurisdiction where such distribution, publication, availability or use would be contrary to the applicable law or which would require any registration or licensing within such jurisdiction, neither TBC Capital nor any member of the Group nor any of their respective director(s), partner(s), employee(s), affiliates, adviser(s) or agent(s) (“Representatives”) accept any direct or indirect liability to any person in relation to the publication, distribution or possession of this Publication in or from any jurisdiction.

This Publication is not intended to provide any investment, business, tax and/or legal advice, and credit or any other evaluation. Recipients of this Publication are strongly required to make their own independent investigation and detailed appraisal of the matters discussed herein. Any investment decision should be made at the investor’s sole discretion and consideration. Any and all information contained in this Publication is subject to change without notice, and neither TBC Capital nor any member of the Group nor any of their Representatives are under any obligation to update or keep information contained in this Publication.

Distribution of this Publication, at any time, does not imply that information herein is correct, accurate and/or complete as of any time after its preparation date or that there has been no change in business, financial condition, prospects, credit worthiness, status or affairs of the respective companies or anyone else since that date. Accordingly, this Publication should not be considered as a complete description of the markets, industries and/or companies referred to herein and no reliance should be placed on it. TBC Capital does not undertake to update this Publication or to correct any inaccuracies therein which may become apparent.

The Publication may include forward-looking statements, but not limited to, statements as to future operating results. Any “forward-looking statements”, which include all statements other than statements of historical facts, involve known and unknown risks, uncertainties and other important factors beyond TBC Capital’s control that could cause the actual results, performance or achievements to be materially different from future results, performance or achievements expressed or implied by such forward-looking statements. Such forward-looking statements are based on numerous assumptions regarding present and future business strategies and the environment operating in the future. By their nature, forward-looking statements involve risks and uncertainties because they relate to events and depend on circumstances that may or may not occur in the future. No assurances can be given that the forward-looking statements in this document will be realized. TBC Capital does not intend to update such forward-looking statements.

Opinions, forecasts, estimates and/or statements relating to expectations regarding future events or the possible future performance of investments represent TBC Capital’s own assessment and interpretation of information available to it currently from third party sources. Information obtained from the third party sources believed to be reliable, but that there is no guarantee of the accuracy and/or completeness of such information.

TBC Capital does and seeks to do and any member of the Group may or seek to do business with companies covered in this Publication. Thus, investors should be aware that TBC Capital may have a potential conflict of interest that could affect the objectivity of the information contained in this Publication.

This Publication may not be reproduced, redistributed or published, in whole or in part, in any form for any purpose, without the written permission of TBC Capital, and neither TBC Capital nor any member of the Group nor any of their Representatives accept any liability whatsoever for the actions of third parties in this respect.

TBC Capital makes no expressed or implied representation or warranty of usefulness in predicting the future performance or in estimating the current or future value of any security or asset, and expressly disclaims all warranties of merchantability or fitness for a particular purpose or use with respect to any data included in this Publication.

Without limiting any of the foregoing and to the extent permitted by law, TBC Capital or any member of the Group or any of their Representatives expressly disclaim all liability whatsoever (in negligence or otherwise) for any loss or damages however arising, directly or indirectly, from any use of this Publication or its contents (including without limitation to the accuracy and/or completeness of information therein) or otherwise arising in connection with this Publication or for any act or failure to act by any party on the basis of this Publication.

7 Marjanishvili Str., Tbilisi 0102, Georgia
Tel: +995 32 2 272727 | +995 32 2 272733

Email: Research@tbccapital.ge
Email: Macro@tbcbank.com.ge

www.tbccapital.ge
www.investing.tbccapital.ge



TBC CAPITAL